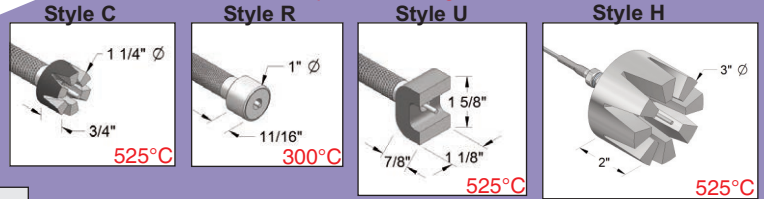


# MAGNETIC SURFACE PROBES

#2	STYLE	
4M	Magnet surface probe	
#2	STYLE	lb pull @ 70°F
C	Crown (1-1/4"Ø) (Standard)	25
R	Round (1"Ø)	24
U	Horseshoe (1-1/8" depth)	19
H	Heavy-load (3"Ø)	100

Maximum temperature rating shown in red.



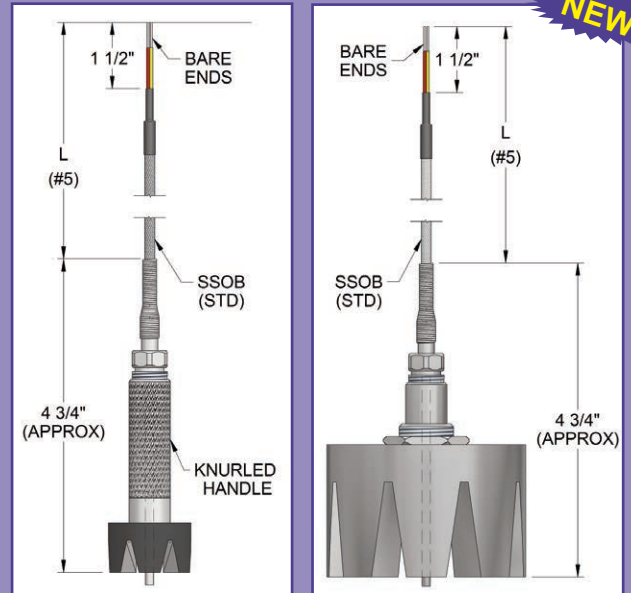
#3	SENSOR TYPE		
	THERMOCOUPLE		RTD (class B, Pt100)
E	Type E	Type N	2 2-wire
J	Type J	Type T	3 3-wire
K	Type K		4 4-wire
X	Other, specify		

#4	JUNCTION TYPE
G	Grounded (Standard for T/Cs)
U	Ungrounded (RTDs are always ungrounded)

#5	LEADWIRE TYPE & LENGTH
C	Coil-cord
T	Teflon
TS	Teflon w/ SS overbraid (Standard)
K	Kapton
KS	Kapton w/ SS overbraid
F	Fiberglass
FS	Fiberglass w/ SS overbraid
X	Other, specify

#6	COLD END TERMINATION
A	Bare ends
B	Miniature plug
C	Standard plug
X	Other, specify
Z	N/A

[Additional options see Pg 1-7]

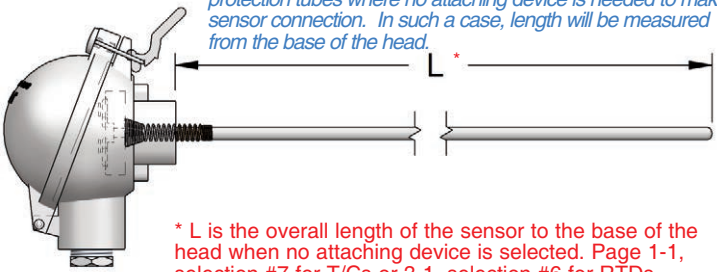
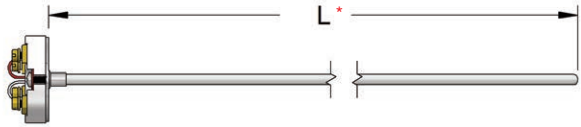


**NEW**

4M	C	K	G	TS36"	A
----	---	---	---	-------	---

**Note:** Thermocouple wire is 24 AWG solid conductors. RTD wire is 24 AWG stranded conductors.

# ADDITIONAL TERMINATIONS

COLD END TERMINATION [SEE SECTION 6]		Choose as many as applicable (JMS part number prefixes are shown in parenthesis)	
<b>Connectors</b>			
<p style="text-align: center;"><b>Plugs</b></p> <p>B Miniature plug (6A1B)            BH Miniature high temperature plug (6A2B) &lt;800°F            C Standard plug (6A1C)            F Standard high temperature plug (6A2C) &lt;800°F            WM Microphone style plug (6DA)            WA Solid pin plug, heavy duty (6A3C)            WC Jab in plug (6A4C)            WE Ultra high temperature plug, glazed (6A5C) &lt;1200°F            WH Ultra high temperature plug, unglazed (6A7C) &lt;1200°F            WJ Low noise plug (6A6C) &lt;425°F            WL DIN-IEC microphone plug (6DB)            V Molded/hermetic plug (6DC)            Y M12 Male connector (6DY)</p>	<p style="text-align: center;"><b>Jacks</b></p> <p>D Miniature jack (6A1D)            DH Miniature high temperature jack (6A2D) &lt;800°F            E Standard jack (6A1E)            G Standard high temperature jack (6A2E) &lt;800°F            WF Microphone style jack (6DA)            WB Solid pin jack, heavy duty (6A3E)            WD Jab in jack (6A4E)            WG Ultra high temperature jack, glazed (6A5E) &lt;1200°F            WI Ultra high temperature jack, unglazed (6A7E) &lt;1200°F            WK Low noise jack (6A6E) &lt;425°F            WN DIN-IEC microphone style jack (6DB)            VF Molded/hermetic jack (6DC)            YF M12 Female connector (6DY)</p>		
<b>Heads</b> [6-1] Visit <a href="http://www.JMS-SE.com/headspecs">www.JMS-SE.com/headspecs</a>			
<p style="text-align: center;"><b>Explosion Proof</b></p> <p>I Aluminum, NEMA 4X, FM, CSA, IP66 (6IA/6B4)            J 316 stainless steel, NEMA 4X, FM, CSA, IP66 (6ISS/6B4)            P Aluminum, NEMA 4X, FM, CSA, ATEX, IECEx, IP66 (6IAIEC/6B4)            U 316 stainless steel, NEMA 4X, FM, CSA, ATEX, IECEx, IP66 (6ISSATEX/6B4)            SI Cast Iron, NEMA 3, 4, UL, CSA (6I/6PT)            GA Aluminum, screw cover w/ indicating window, NEMA 4X, ATEX, IECEx, FM, CSA, IP66 (688A1)            GS 316SS, screw cover w/ indicating window, NEMA 4X, ATEX, IECEx, FM, CSA, IP66 (688S1)</p> <p style="text-align: center;"><b>General Purpose</b></p> <p>L Aluminum w/ hinged cover (6L/6B4)            M Aluminum w/ screw cover &amp; chain (6M/6B4)            R Aluminum w/ hinged high dome cover (6R/6B4)            N Cast Iron w/ screw cover (6N/6B4)            Q Black Noryl plastic (6Q/6B4)            SS 316 stainless steel w/ screw cover &amp; chain (6SS/6B4)            WP White plastic, screw cover, Sanitary (6WP, 6B4)            SB Nickel plated, cylinder style, 1/4" NPT (6S250)            SD Nickel plated, cylinder style, 1/8" NPT (6S125)            SC Stainless steel, socket cap style            ST Molded plastic, mini head, 1/4" NPT, &lt; 350F (6T)            SU Molded plastic, mini head, 1/4" NPT, &lt; 800F (6U)</p>	 <p style="color: blue; font-style: italic;">Some applications may have pre-existing threaded pipes or protection tubes where no attaching device is needed to make sensor connection. In such a case, length will be measured from the base of the head.</p> <p style="color: red; font-weight: bold;">* L is the overall length of the sensor to the base of the head when no attaching device is selected. Page 1-1, selection #7 for T/Cs or 3-1, selection #6 for RTDs.</p>		
<b>Transmitters</b>			
<p>8H Isolated transmitter            8N Non-isolated transmitter            8I Hart Protocol            8E Intrinsically safe            8D Hart/Intrinsically safe            8M Integral transmitter (see page 3-5) <b>RTDs ONLY</b></p>	<p style="color: red; font-weight: bold;">Notes:</p> <ul style="list-style-type: none"> <li>- Add span range after transmitter selection. Example: 8H(0-200C).</li> <li>- Transmitter output = 4 - 20 mA. (See section 8 for other options).</li> </ul>		
<b>Other</b>			
<p>A Bare ends            K Spade lugs (6SL)            RL Ring lugs (6RL)            O Open ceramic terminal block, Brass screw terminal (6B)            OA Open Bakelite terminal block, Nickel plated screw terminal (6BB)            OB Open ceramic terminal block for sensors with bayonet style connection, Brass screw terminal (6B or 6C/6DMD)            OG Ceramic terminal block, Brass screw terminal (6G)            OP Pluggable Polyimide terminal block, Nickel plated screw terminal (6P1)            OS Open ceramic terminal block, Nickel plated solder terminal (6C)            CG Cord connector/grip, Aluminum 1/2" NPT (6CC)            PS Ship straight            X Other, specify</p>	 <p style="color: red; font-weight: bold;">* L is the overall length of the sensor to the base of the terminal block mounting plate when open terminal block cold end termination is selected without a fixed attaching device. Page 1-1, selection #7 for T/Cs or 3-1, selection #6 for RTDs.</p>		