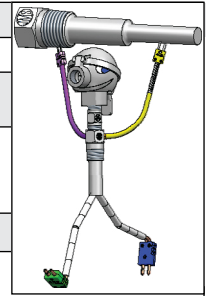
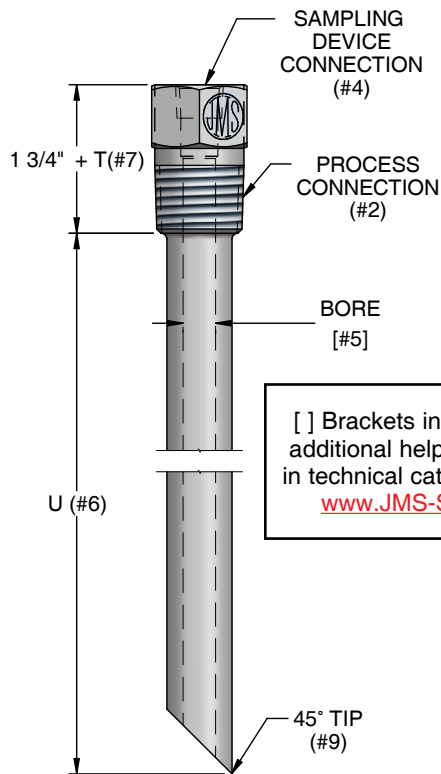


SAMPLE PROBES

#1	DESCRIPTION			
5S	Sample probe - Add a W here for a brass plug and stainless steel chain attached to probe. (Example: 5SW)			
	#2	PROCESS CONNECTION		
	1	1/2" NPT	4	1-1/2" NPT
	2	3/4" NPT (Standard)	5	1-1/4" NPT
	3	1" NPT	X	Other, specify (Example: 2" 150# raised face flange.)
	#3	SHANK STYLE [5-15]		
	A	Step		
	S	Straight (Standard)		
	T	Tapered		
	X	Other, specify		
	#4	SAMPLING DEVICE CONNECTION		
	M	1/4" NPT		
	P	1/2" NPT		
	O	3/4" NPT		
	N	1" NPT		
	X	Other, specify		
	#5	BORE SIZE		
	2	.260" ID (Standard)		
	3	.385" ID		
	X	Other, specify		
	#6	U (INSERTION) DEPTH [5-15]		
	U__"	Specify insertion length		
	#7	T (LAG) EXTENSION [5-15]		
	T__"	Specify lag length		
	#8	MATERIAL [5-31,34]		
	H	304 stainless steel		
	K	316 stainless steel		
	X	Other, specify		
	#9	OPEN TIP STYLE		
	A	45°		
	F	Flat tip		
	X	Other, specify		
	#10	OPTIONS		
	1	Stamped on well (Standard)		
	X*	Other, specify		
	M	MTR		




THREADED STRAIGHT SHANK SAMPLE PROBE DESIGN



[] Brackets indicate page numbers where additional helpful information can be found in technical catalog. Now available online at www.JMS-SE.com/TechnicalCatalog

*For more options and unique material requirements see jms-se.com/metals, or consult your sales representative directly.

Note: You must always specify information required on tag.



CUSTOM FLANGED SAMPLE PROBES AVAILABLE BY DRAWING
 CONTACT YOUR JMS SALES REPRESENTATIVE

5S	2	A	1	2	U10"	T3"	H	A	1
----	---	---	---	---	------	-----	---	---	---