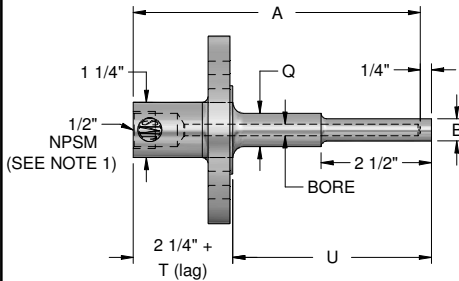
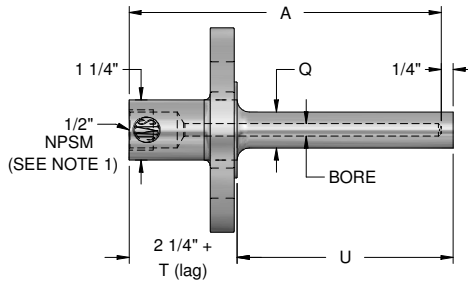


THERMOWELL DIMENSIONS

DIMENSIONS FOR STANDARD FLANGED THERMOWELL DESIGNS

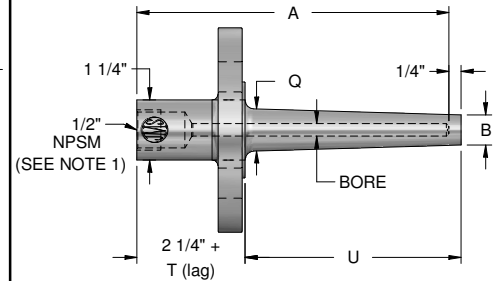


STEP SHANK				
SIZE	BORE	U	Q	B
ALL	.260"	≤ 2 1/2"	.750"	.750"
		> 2 1/2"	.750"	.500"
	.385"	N/A	N/A	N/A



STRAIGHT SHANK			
SIZE	BORE	U	Q
*1/2"	.260"	ALL	.600"
*3/4"			.750"
1" & UP			.750"
*1/2"	.385"		.600"
*3/4"			.750"
1" & UP			.875"

* Only fits Schedule 40 pipe



TAPERED SHANK				
SIZE	BORE	U	Q	B
*1/2"	.260"	ALL	.600"	.500"
*3/4"			.750"	.625"
1" ONLY			.875"	.625"
1 1/2" & UP			1.063"	.625"
1/2"			.385"	Cust. to specify
3/4"	.750"			.625"
1" ONLY	.875"	.766"		
1 1/2" & UP		1.063"	.766"	

* Only fits Schedule 40 pipe

NOTES:

- 1) - NPT THREAD TYPE IS OPTIONAL
- 2) - A DIMENSION IS THE BORE DEPTH AND MATCHING SPRING LOADED SENSOR IMMERSION LENGTH.