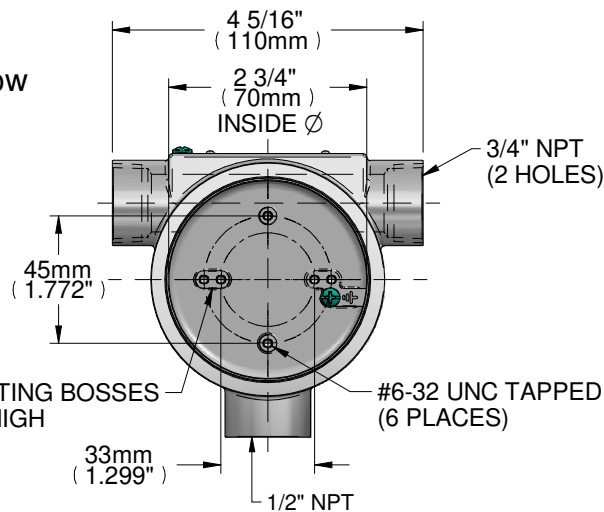
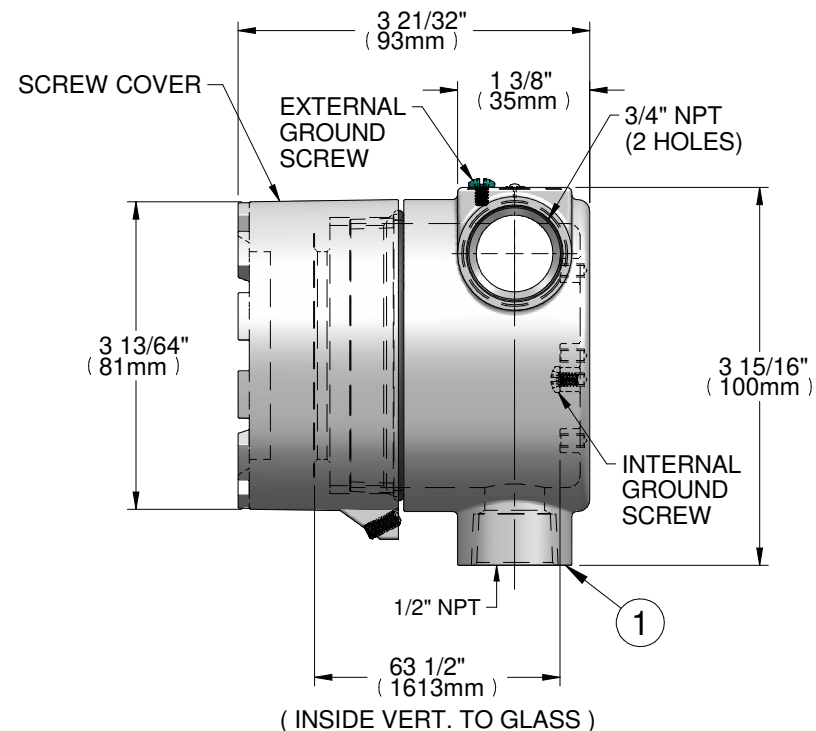


Explosion Proof Certified
316 SS Construction
Moisture resistant
Dust resistant
NEMA 4X
IP68
Tempered Glass Window



HOLE PATTERNS FOR MOUNTING
TERMINAL BLOCK/ TRANSMITTER



JMS PART #
688S11

JMS SOUTHEAST INCORPORATED CERTIFIES THIS DRAWING IS IN ACCORDANCE WITH JMS SOUTHEAST INCORPORATED ENGINEERING SPECIFICATIONS AND ACCURATELY REPRESENTS THE EQUIPMENT FURNISHED. THIS DRAWING IS THE SOLE PROPERTY OF JMS SE, AND MUST BE RETURNED UPON DEMAND IT MAY NOT BE REPRODUCED NOR THE INFORMATION CONTAINED THEREIN USED WITHOUT THE WRITTEN PERMISSION OF JMS SOUTHEAST INCORPORATED

Company Name:

JMS-SE HEADS

**COLD END TERMINATION
SELECTION = GS**

Drawing #:
18262-M

TOLERANCE TABLE:

PROBE (L): 0-48" ±1/8"
48"-144" ±1/4"
144"-144" ±1/2"
WIRE (L): <24" -1/2" / +1"
>24" -1/2" / +2"
PROT. TUBE (P&U): ±1/4"
FRACTIONAL DIM: ±1/8"
DECIMAL DIM: ±0.10"
X.XX ±0.010"
X.XXX ±0.005"
UNLESS STATED OTHERWISE

Approvals


Initials

Date

Drafting

Engineering

Second



JMS SOUTHEAST, INC.
Temperature Measurement
105 Temperature Lane
Statesville, North Carolina 28677
Phone: (704) 873-1835
Fax: (704) 878-6166
www.jms-se.com
Email: sensors@jms-se.com

REV. 4-10-2009

#	DESCRIPTION
1	ENCLOSURE, FM/CSA/ATEX/IECEX EX-PROOF, CLASS I,II,III, GP B,C,D,E,F,G, NEMA 4X, IP66, TEMPERED GLASS WINDOW, 316SS