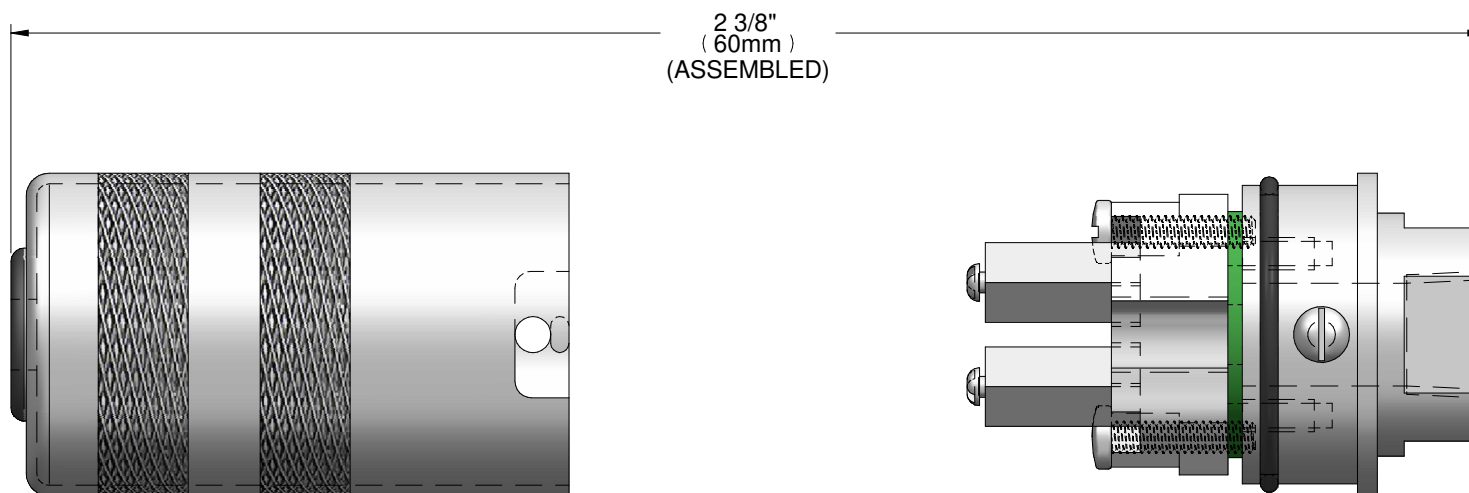
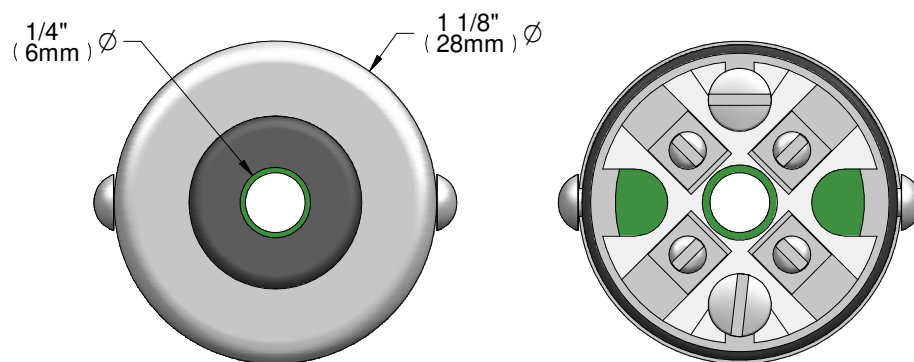


Small and lightweight



**JMS PART #**  
**6S125**



JMS SOUTHEAST INCORPORATED CERTIFIES THIS DRAWING IS IN ACCORDANCE WITH JMS SOUTHEAST INCORPORATED ENGINEERING SPECIFICATIONS AND ACCURATELY REPRESENTS THE EQUIPMENT FURNISHED. THIS DRAWING IS THE SOLE PROPERTY OF JMS SE, AND MUST BE RETURNED UPON DEMAND IT MAY NOT BE REPRODUCED NOR THE INFORMATION CONTAINED THEREIN USED WITHOUT THE WRITTEN PERMISSION OF JMS SOUTHEAST INCORPORATED

Company Name:

**JMS-SE HEADS**

**COLD END TERMINATION  
SELECTION = SD**

Drawing #:  
**18262-M**

TOLERANCE TABLE:

PROBE (L): 0-48" ±1/8"  
48"-144" ±1/4"  
144"+ -1" / +2"  
WIRE (L): <24" -1/2" / +1"  
>24" -1/2" / +2"  
PROT. TUBE (P&U): ±1/4"  
FRACTIONAL DIM: ±1/8"  
DECIMAL DIM:  
X.X ± 0.10"  
X.XX ± 0.010"  
X.XXX ± 0.005"  
UNLESS STATED OTHERWISE

Approvals


Drafting

Engineering

Second

Initials

Date



**JMS SOUTHEAST, INC.**  
Temperature Measurement  
105 Temperature Lane  
Statesville, North Carolina 28677  
Phone: (704) 873-1835  
Fax: (704) 878-6166  
www.jms-se.com  
Email: sensors@jms-se.com

REV. 4-10-2009

#	DESCRIPTION
1	HEAD, CYLINDER STYLE, 1/4" FNPT ENTRY X 1/8" ID RUBBER GROMMET EXIT