


TRANSMITTERS

#1	DESCRIPTION [8-14 through 8-17]			8H 
8	Transmitter (Add "R" for DIN rail style for transmitter)			
#2	TYPE OF TRANSMITTER	I/O ISOLATION	SUPPLY VOLTAGE	
H	Standard	1000 VAC	12 to 35 VDC	
I	Hart Protocol	2500 VAC	11 to 30 VDC	
E	Intrinsically safe	2500 VAC	11 to 30 VDC	
D	Intrinsically safe/Hart Protocol	2500 VAC	11 to 30 VDC	
N	Non-isolated			
X	Other, specify			
#3	INPUT			
J	Iron/Constantan thermocouple	N	Nicrosil/Nisil thermocouple	
T	Copper/Constantan thermocouple	C	Tungsten 5% Rhenium/Tungsten 26% Rhenium T/C	
K	Chromel/Alumel thermocouple	2	100Ω, Platinum, a=0.00385, RTD, 2 Wire	
E	Chromel/Constantan thermocouple	3	100Ω, Platinum, a=0.00385, RTD, 3 Wire	
S	Platinum 10% Rhodium/Pure Platinum thermocouple	4	100Ω, Platinum, a=0.00385, RTD, 4 Wire	
R	Platinum 13% Rhodium/Pure Platinum thermocouple	X	Other, specify	
B	Platinum 6% Rhodium/Platinum 30% Rhodium T/C	Z	N/A	
#4	TEMPERATURE RANGE			
_ to _ °C	List desired temperature span	X	Other, specify	
_ to _ °F	List desired temperature span	Z	N/A (customer to span)	
#5	OUTPUT			
1	1 to 5 VDC	F	Fieldbus	
4	4 to 20 mA	X	Other, specify	
P	Profibus			
#6	SOFTWARE & CABLES INCLUDED?			
A	Yes			
Z*	No <i>*Standard for I, E, & D type transmitters.</i>			
#7	PLUG IN INDICATION			<i>* Only available with "puck" style models I, E, or D in selection #2.</i>
P*	Yes			
	Z			No
#8	OPTIONS & HOUSINGS (Leave blank if none)			
L	Aluminum with hinged cover NEMA 4 (6L)			
I	Aluminum, NEMA 4X, FM, CSA, IP66 (6IA)			
M	Aluminum with screw cover and chain NEMA 4 (6M)			
C	Calibration at 3 points			

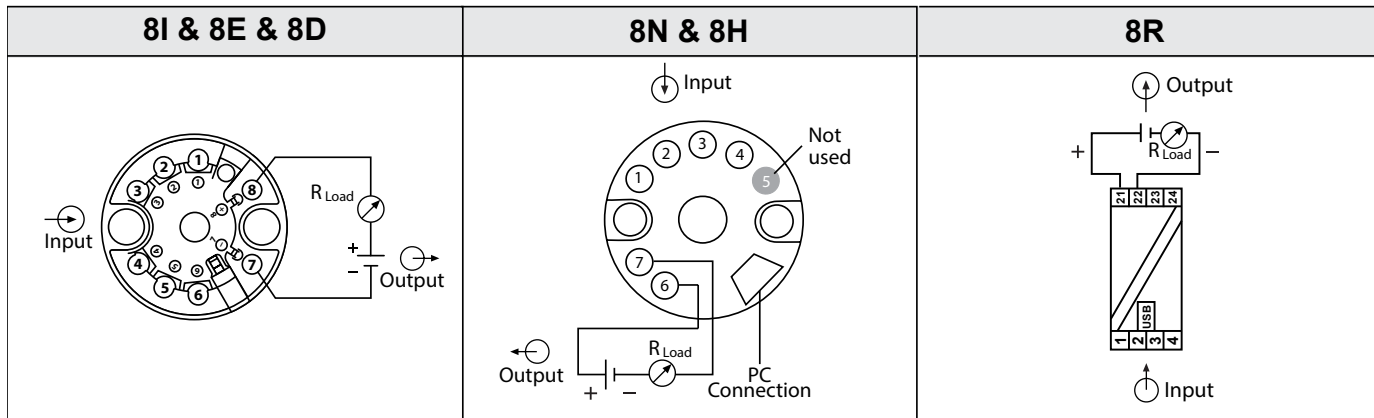


Note: DIN rail style(8R) available for all isolated transmitter types.



See Heads section on page 1-7 for additional options

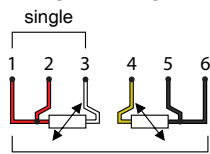
TRANSMITTER WIRING DIAGRAMS



Notes:

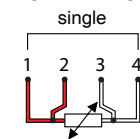
- Dual RTD input is not available for all transmitters.
- Some terminals will not be used as shown.
- Contact JMS for additional wiring diagrams not shown.

RTD 3-WIRE CONNECTION

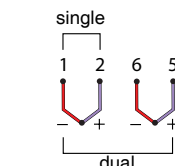


(Dual input not available for 8H, 8N or 8R)

RTD 4-WIRE CONNECTION



THERMOCOUPLE



(Dual input not available for 8H, 8N or 8R)