

METAL PROTECTION TUBES

#1	DESCRIPTION		
5P	Metal Protection Tube -- Add a W here for a Brass Cap and stainless steel chain attached to the well (Example 5PW)		
#2	RESPONSE TYPE (see illustrations below)		
1	Fast Response Tip		
2	Standard Response Tip		
#3	ATTACHING DEVICE		
K	Stainless steel bushing	F	Fixed flange
Z	None	T	Threaded flange
J	Adjustable floor flange	X	Other, specify

NEW
for Fixed Flanges
and Bushings!

Complete selection #s 3.1 through 3.4 below as applicable if your protection tube requires a bushing, fixed flange or threaded flange. Otherwise skip to selection #4.

#3.1	Attaching Device Size	Bushing External Thread	Flange ASME B16.5		Attaching Device Size	Bushing External Thread	Flange ASME B16.5
1	1/2"	1/2" NPT	1/2" NPS	6	3"	3" NPT	3" NPS
2	3/4"	3/4" NPT	3/4" NPS	7	1 1/4"	1 1/4" NPT	1 1/4" NPS
3	1"	1" NPT	1" NPS	8	1/4"	1/4" NPT	N/A
4	1 1/2"	1-1/2" NPT	1 1/2" NPS				
5	2"	2"NPT	2" NPS	X	Other, specify. Bushing specified? Proceed to #4		

#3.2 FLANGE PRESSURE CLASS PER ASME B16.5 (If bushing, leave this option blank)

A	150#	D	600#	G	2500#
B	300#	E	900#	X	Other, specify
C	400#	F	1500#	[blank]	Bushing

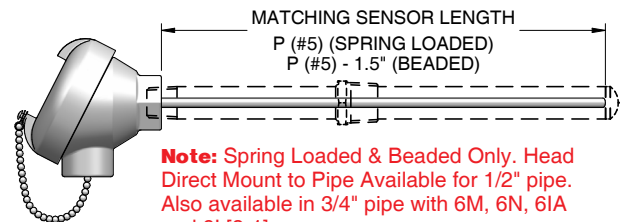
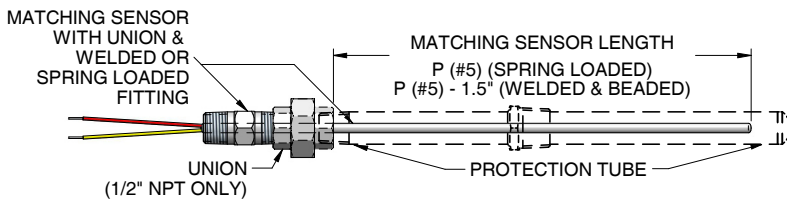
#3.3 FLANGE FACING (If bushing, leave this option blank)

1	Raised	X	Other, Specify
2	Flat	[blank]	Bushing

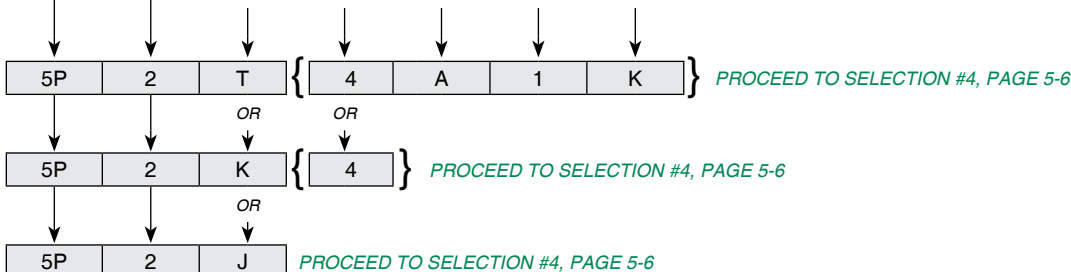
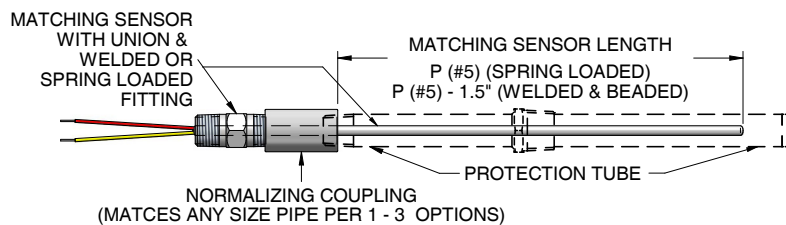
#3.4 FLANGE MATERIAL (If bushing, leave this option blank)

K	316 SS	J	310 SS	X	Other, specify
H	304 SS	Q	Hast. C-276	[blank]	Bushing
G	Carbon Steel	T	446 SS		
M	1600	X	Other, Specify		

PROCEED TO SELECTION #4, PAGE 5-6 TO COMPLETE YOUR PART NUMBER



Note: Spring Loaded & Beaded Only. Head Direct Mount to Pipe Available for 1/2" pipe. Also available in 3/4" pipe with 6M, 6N, 6IA and 6I [8-1]



METAL PROTECTION TUBES

#4	PIPE SIZE (NOMINAL) add "S" for SCH80 add "SS" for SCH160	Is Bushing Size Compatible with Pipe Size?				
		Bushing Size				
		1/4" NPT	1/2" NPT	3/4" NPT	1" NPT	1 1/4" NPT
18	1/8"	Yes	Yes	Yes	Yes	Yes
14	1/4"	No	Yes	Yes	Yes	Yes
12	1/2" (std)	No	No	Yes	Yes	Yes
34	3/4"	No	No	No	Yes	Yes
10	1"	No	No	No	No	Yes

#5	OVERALL LENGTH (P) (see illustrations below)				
P_ "	State overall length (P) in inches		D	30"	
A	12"		E	36"	
B	18"		F	48"	
C	24"		G	60"	

#6	FIXED OR ADJUSTABLE MOUNTING METHOD & U LENGTH				
U_ "	State U dimension in inches. (Only if using a permanently fixed mounting device)		Z	N/A Attaching device will be adjustable	

#7	PROTECTION TUBE MATERIAL				
K	316 SS	J	310 SS	M	Inconel 600
H	304 SS	Q	Hastelloy C-276	X	Other Specify
G	Carbon Steel	T	446 SS		

For more material options, consult your sales representative directly.

#8	OPTIONS & TAGGING (Select as many as applicable)				
1	Tag # stamped on protection tube		X	Other, Specify.	
M	MTR				

