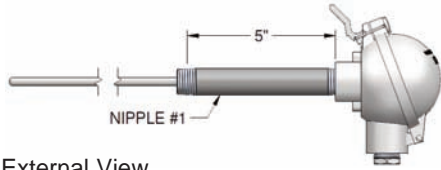


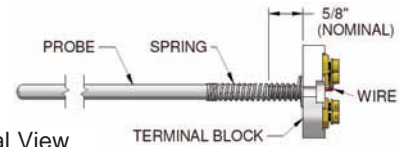
NIPPLE-UNION-NIPPLE EXTENSION ASSEMBLIES



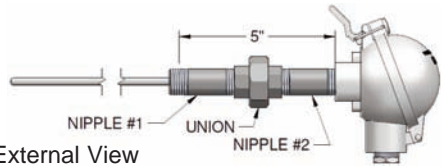
External View

Drawing 1
Nipple + Adjustable Spring
Minimum Nipple Length = 1"
Ex. Part#: 1J1BHG12"XPZZZL
X = N5"G1

Spring loaded against terminal block

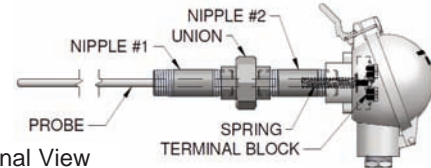


Internal View

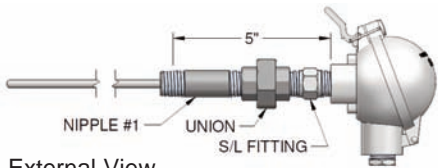


External View

Drawing 2
Nipple-Union-Nipple
Minimum NUN Length = 2-1/2"
Ex. Part#: 1J1BHG12"XPZZZL
X = NUN5"G1

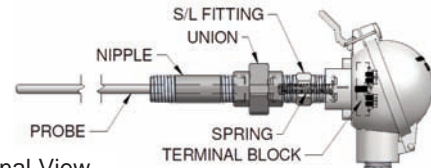


Internal View

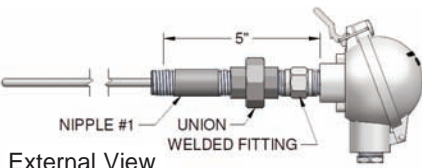


External View

Drawing 3
Nipple-Union with Machined
1/2" x 1/2" Spring Loaded Fitting
Minimum NU Length = 3"
(includes S/L fitting)
Ex. Part#: 1J1BHG12"XPZZZL
X = NU5"G1

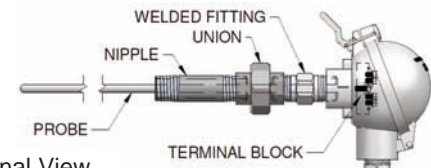


Internal View



External View

Drawing 4
Nipple-Union-Welded Fitting
Minimum NUW Length = 3"
EX. Part#: 1J1BHG12"XPZZZL
X = NUW5"G1



Internal View

An extension assembly provides extra length extending the sensor head past insulation and away from heat. Extensions include pipe nipple only (drawing #1), nipple-union-nipple (drawing #2), nipple union with attaching device (drawing #3), or nipple-union with welded fitting (drawing #4) All but welded are spring-loaded. Standard unions are 1/2" FNPT on both ends and galvanized or stainless steel material. The union joins two nipples in an extension assembly and has a standard pressure rating of 150 PSIG.

When a nipple-union-nipple assembly is selected and spring loading of the thermocouple element is required, there are two different methods of spring loading the sensor. JMS's standard, recommended method is to use the machined 1/2" x 1/2" NPT spring-loaded stainless steel fitting as one of the nipples. With this design, the probe is secured within the fitting and is mounted to the head in a rigid manner (drawing #3) instead of spring-loading against a terminal block (drawings #1 & #2). **Note: the standard JMS spring designed specifically for a 1/4" OD sensor is Inconel material. This high temperature material allows users to successfully maintain 1/2" of spring loading even up to 1020°F!**

#1	EXTENSION ASSEMBLY		
N	Nipple Only (Dwg #1)		
NUN	Nipple-Union-Nipple (Dwg #2)		
NU	Nipple-Union-Spring Loaded Fitting (Dwg #3)		
NUW	Nipple-Union-Welded Fitting (Dwg #4)		
	#2	LENGTH	
	--"	Specify length in inches	
	#3	MATERIAL	
	G	Galvanized Steel	
	H	304 Stainless Steel	
	K	316 Stainless Steel	
	C	Black Steel	
	#4	PRESSURE RATING	
	1	#150	- A351 spec (Standard)
	2	#3000	- A182 spec
	3	#6000	- A182 spec
	X	Other, specify	
		} ASTM	
	NUN	5"	G
			1